

**AMES AREA
METROPOLITAN PLANNING
ORGANIZATION**

**TRANSPORTATION
IMPROVEMENT PROGRAM**

FY 2006 - FY 2008

FINAL

May 24, 2005

Federal Highway
Administration
Section
Surface Transportation
Program
And
Transportation
Enhancement

AMES AREA METROPOLITAN PLANNING ORGANIZATION

FEDERAL FISCAL YEARS 2006-2008 TRANSPORTATION IMPROVEMENT PROGRAM

NEW PROJECT INFORMATION FORM

Project Sponsor Government: _____ City of Ames _____

Federal Funding Source:

- Surface Transportation Program
- Highway Bridge Replacement and Rehabilitation Program

Federal Fiscal Year:

- Federal Fiscal Year 2006 (October 1, 2005 – September 30, 2006)
- Federal Fiscal Year 2007 (October 1, 2006 – September 30, 2007)
- Federal Fiscal Year 2008 (October 1, 2007 – September 30, 2008)

Route or Street Name: _____ Area wide _____

Termini: _____

Bridge Number (For Bridge Projects Only): _____

Length: _____ miles

Type of Work: _____ Statewide Urban Design and Specifications Manual (SUDAS)
(See back of form for work type descriptions.)

Map (*Please include a map indicating project location.*)

PROJECT COST INFORMATION

Total Estimated Cost: \$ _____ 4,593 _____

Federal-Aid: \$ _____ 3,674 _____

Local Match: \$ _____ 919 _____

Other: \$ _____ ---- _____

AMES AREA METROPOLITAN PLANNING ORGANIZATION

FEDERAL FISCAL YEARS 2006-2008 TRANSPORTATION IMPROVEMENT PROGRAM

NEW PROJECT INFORMATION FORM

Project Sponsor Government: City of Ames

Federal Funding Source:

- Surface Transportation Program
- Highway Bridge Replacement and Rehabilitation Program

Federal Fiscal Year:

- Federal Fiscal Year 2006 (October 1, 2005 – September 30, 2006)
- Federal Fiscal Year 2007 (October 1, 2006 – September 30, 2007)
- Federal Fiscal Year 2008 (October 1, 2007 – September 30, 2008)

Route or Street Name: Area wide

Termini: _____

Bridge Number (For Bridge Projects Only): _____

Length: _____ miles

Type of Work: Pavement Management System
(See back of form for work type descriptions.)

- Map (*Please include a map indicating project location.*)

PROJECT COST INFORMATION

Total Estimated Cost: \$ 6,500

Federal-Aid: \$ 5,200

Local Match: \$ 1,300

Other: \$ ----

AMES AREA METROPOLITAN PLANNING ORGANIZATION

FEDERAL FISCAL YEARS 2006-2008 TRANSPORTATION IMPROVEMENT PROGRAM

NEW PROJECT INFORMATION FORM

Project Sponsor Government: City of Ames

Federal Funding Source:

- Surface Transportation Program
- Highway Bridge Replacement and Rehabilitation Program

Federal Fiscal Year:

- Federal Fiscal Year 2006 (October 1, 2005 – September 30, 2006)
- Federal Fiscal Year 2007 (October 1, 2006 – September 30, 2007)
- Federal Fiscal Year 2008 (October 1, 2007 – September 30, 2008)

Route or Street Name: Northwestern Avenue

Termini: 6th Street to 13th Street

Bridge Number (For Bridge Projects Only): _____

Length: 0.57 miles

Type of Work: Pavement Rehabilitation
(See back of form for work type descriptions.)

- Map (*Please include a map indicating project location.*)


PROJECT COST INFORMATION

Total Estimated Cost: \$ 800,000

Federal-Aid: \$ 640,000

Local Match: \$ 160,000

Other: \$ ----



PROJECT
LOCATION

NORTHWESTERN AVE

13TH ST

GRAND AVE (US 69)

9TH ST

6TH ST



AMES AREA METROPOLITAN PLANNING ORGANIZATION

FEDERAL FISCAL YEARS 2006-2008 TRANSPORTATION IMPROVEMENT PROGRAM

NEW PROJECT INFORMATION FORM

Project Sponsor Government: City of Ames

Federal Funding Source:

- Surface Transportation Program
- Highway Bridge Replacement and Rehabilitation Program

Federal Fiscal Year:

- Federal Fiscal Year 2006 (October 1, 2005 – September 30, 2006)
- Federal Fiscal Year 2007 (October 1, 2006 – September 30, 2007)
- Federal Fiscal Year 2008 (October 1, 2007 – September 30, 2008)

Route or Street Name: Beach Avenue

Termini: Lincoln Way to Mortensen Parkway

Bridge Number (For Bridge Projects Only): _____

Length: 1.1 miles

Type of Work: Pavement Rehabilitation
(See back of form for work type descriptions.)

Map (*Please include a map indicating project location.*)

PROJECT COST INFORMATION


Total Estimated Cost: \$ 1,440,000

Federal-Aid: \$ 1,040,000

Local Match: \$ 400,000

Other: \$ ----

AMES PROJECT MAP - BEACH AVENUE



AMES AREA METROPOLITAN PLANNING ORGANIZATION

FEDERAL FISCAL YEARS 2006-2008 TRANSPORTATION IMPROVEMENT PROGRAM

NEW PROJECT INFORMATION FORM

Project Sponsor Government: City of Ames

Federal Funding Source:

- Surface Transportation Program
- Highway Bridge Replacement and Rehabilitation Program

Federal Fiscal Year:

- Federal Fiscal Year 2006 (October 1, 2005 – September 30, 2006)
- Federal Fiscal Year 2007 (October 1, 2006 – September 30, 2007)
- Federal Fiscal Year 2008 (October 1, 2007 – September 30, 2008)

Route or Street Name: North Dakota Avenue

Termini: 600' south of Delaware Avenue to Ontario Street

Bridge Number (For Bridge Projects Only): _____

Length: 0.57 miles

Type of Work: Pavement Rehabilitation
(See back of form for work type descriptions.)

- Map (*Please include a map indicating project location.*)


PROJECT COST INFORMATION

Total Estimated Cost: \$ 1,300,000

Federal-Aid: \$ 1,040,000

Local Match: \$ 260,000

Other: \$ N/A



AMES AREA METROPOLITAN PLANNING ORGANIZATION

FEDERAL FISCAL YEARS 2006-2008 TRANSPORTATION IMPROVEMENT PROGRAM

NEW PROJECT INFORMATION FORM

Project Sponsor Government: _____ City of Ames [Enhancement] _____

Federal Funding Source:

- Surface Transportation Program
- Highway Bridge Replacement and Rehabilitation Program

Federal Fiscal Year:

- Federal Fiscal Year 2006 (October 1, 2005 – September 30, 2006)
- Federal Fiscal Year 2007 (October 1, 2006 – September 30, 2007)
- Federal Fiscal Year 2008 (October 1, 2007 – September 30, 2008)

Route or Street Name: _____ Skunk River Trail _____

Termini: _____ Carr Pool to 13th Street _____

Bridge Number (For Bridge Projects Only): _____

Length: _____ 0.38 _____ miles

Type of Work: _____ Pedestrian/Bike Trail paving _____
(See back of form for work type descriptions.)

- Map (*Please include a map indicating project location.*)

PROJECT COST INFORMATION


Total Estimated Cost: \$ _____ 80,000 _____

Federal-Aid: \$ _____ 64,000 _____

Local Match: \$ _____ 16,000 _____

Other: \$ _____ --- _____

AMES PROJECT MAP - CARR POOL TO E 13TH STREET



PROJECT
LOCATION

SKUNK RIVER

MEADOWLARK AVE

STAGECOACH RD

E 13TH ST

AMES AREA METROPOLITAN PLANNING ORGANIZATION

FEDERAL FISCAL YEARS 2006-2008 TRANSPORTATION IMPROVEMENT PROGRAM

NEW PROJECT INFORMATION FORM

Project Sponsor Government: _____ City of Ames [Enhancement] _____

Federal Funding Source:

- Surface Transportation Program
- Highway Bridge Replacement and Rehabilitation Program

Federal Fiscal Year:

- Federal Fiscal Year 2006 (October 1, 2005 – September 30, 2006)
- Federal Fiscal Year 2007 (October 1, 2006 – September 30, 2007)
- Federal Fiscal Year 2008 (October 1, 2007 – September 30, 2008)

Route or Street Name: _____ Mortensen Road _____

Termini: _____ State Avenue to Welch Road _____

Bridge Number (For Bridge Projects Only): _____

Length: _____ 0.51 _____ miles

Type of Work: _____ Pedestrian/Bike Trail paving _____
(See back of form for work type descriptions.)

- Map (*Please include a map indicating project location.*)


PROJECT COST INFORMATION

Total Estimated Cost: \$ _____ 75,000 _____

Federal-Aid: \$ _____ 60,000 _____

Local Match: \$ _____ 15,000 _____

Other: \$ _____ N/A _____



AMES AREA METROPOLITAN PLANNING ORGANIZATION

FEDERAL FISCAL YEARS 2006-2008 TRANSPORTATION IMPROVEMENT PROGRAM

NEW PROJECT INFORMATION FORM

Project Sponsor Government: City of Ames [Enhancement]

Federal Funding Source:

- Surface Transportation Program
- Highway Bridge Replacement and Rehabilitation Program

Federal Fiscal Year:

- Federal Fiscal Year 2006 (October 1, 2005 – September 30, 2006)
- Federal Fiscal Year 2007 (October 1, 2006 – September 30, 2007)
- Federal Fiscal Year 2008 (October 1, 2007 – September 30, 2008)

Route or Street Name: State Avenue

Termini: Mortensen Road north 1,320 feet

Bridge Number (For Bridge Projects Only): _____

Length: 0.25 miles

Type of Work: Pedestrian/Bike Trail paving
(See back of form for work type descriptions.)

Map (*Please include a map indicating project location.*)


PROJECT COST INFORMATION

Total Estimated Cost: \$ 75,000

Federal-Aid: \$ 60,000

Local Match: \$ 15,000

Other: \$ ---



PROJECT
LOCATION

STATE AVE

COLLEGE CREEK

MORTENSEN RD



AMES AREA METROPOLITAN PLANNING ORGANIZATION

| Surface Transportation Program | | | Total Cost x 100 | | | | Federal Participation x 100 | | | | | |
|--------------------------------|---|--------------|-------------------------------|-------|--------|------|-----------------------------|--------|--------|--------|--------|--------|
| Location | Termini | Sponsor | Type of Work | 2006 | 2007 | 2008 | 2006 | 2007 | 2008 | 2006 | 2007 | 2008 |
| Funding Target | | FHWA | | | | | 10,550 | 10,550 | | 10,550 | 10,550 | 10,550 |
| Areawide | -- | City of Ames | Urban Standard Specifications | 46 | 46 | 46 | 37 | 37 | | 37 | 37 | 37 |
| Areawide | -- | City of Ames | Pavement Management | 65 | 65 | 65 | 52 | 52 | | 52 | 52 | 52 |
| Northwestern | 6 th Street to 13 th Street | City of Ames | Pavement Rehabilitation | 8,000 | | | 6,400 | | | | | |
| Beach Avenue | Lincoln Way to Mortensen Parkway | City of Ames | Pavement Rehabilitation | | 14,400 | | | 10,400 | | | | |
| North Dakota Avenue | 600' south of Delaware to Ontario | City of Ames | Pavement Rehabilitation | | | | | | 13,000 | | | 10,400 |

| Enhancements | | | Total Cost x 100 | | | | Federal Participation x 100 | | | | | |
|-------------------|---|--------------|------------------|------|------|------|-----------------------------|------|------|------|------|------|
| Location | Termini | Sponsor | Type of Work | 2006 | 2007 | 2008 | 2006 | 2007 | 2008 | 2006 | 2007 | 2008 |
| Funding Target | | FHWA | | | | | 890 | 890 | | 890 | 890 | 890 |
| Skunk River Trail | Carr Pool to East 13 th Street | City of Ames | Ped/bike trail | 800 | | | 640 | | | | | |
| Mortensen Road | State Avenue to Welch Road | City of Ames | Ped/bike trail | | 750 | | | 600 | | | | |
| State Avenue | Mortensen north 1,320 feet | City of Ames | Ped/bike trail | | | 750 | | | | | | 600 |

Federal Transit
Administration
Section

| Fund Type | System | Project Description | Vehicle Identification or Remarks | Type Exp | Type Project | Total Cost | | | Federal Participation | | | | 2006 STA |
|-----------|--------|---|-----------------------------------|----------|--------------|------------|-----------|-----------|-----------------------|---------|-----------|---------|----------|
| | | | | | | 2006 | 2007 | 2008 | 2006 | 2007 | 2008 | 2006 | |
| 5307/STA | CyRide | General Operations | | O | | 5,358,154 | 5,572,480 | 5,795,379 | 589,227 | 612,796 | 637,308 | 512,000 | |
| 5307 | CyRide | Associated Capital Maintenance | | C | | 92,066 | 95,749 | 99,579 | 73,653 | 76,599 | 79,663 | | |
| JARC | CyRide | S. 16th extension to Dayton | | O | | | 30,000 | 32,000 | | 15,000 | 16,000 | | |
| JARC | CyRide | East 13th Regional Comm/Industrial Area | | O | | | 350,000 | 380,000 | | 175,000 | 190,000 | | |
| 5309 | CyRide | Replacement Buses and Bus Equipment | | C | | 2,121,000 | | | 1,760,430 | | | | |
| 5309 | CyRide | Heavy Duty Bus Replacement - 40' HD | 980, 981, 983, 985, 986, 990, 992 | C | Rep | 580,000 | | | 481,400 | | | | |
| 5309 | CyRide | Heavy Duty Bus Replacement - 35' high floor | 926, 927 | C | Rep | 1,818,000 | | | 1,508,940 | | | | |
| 5309 | CyRide | Heavy Duty Bus Replacement - 40' HD | 952, 962, 964, 965, 966, 967 | C | Rep | 201,000 | | | 166,830 | | | | |
| 5309 | CyRide | Minibus Replacement - 158" Light Duty | 938, 939, 949 | C | Rep | | 140,000 | | | 116,200 | | | |
| 5309 | CyRide | Minibus Replacement - 158" Light Duty | 960,961 | C | Rep | 40,000 | | | | 33,200 | | | |
| 5309 | CyRide | Minivan Replacement | 968 | C | Rep | | | 1,879,200 | | | 1,559,736 | | |
| 5309 | CyRide | Heavy Duty Bus Replacement - 35' high floor | 933, 934, 952, 982, 984, 991 | C | Rep | | | 32,000 | | | 28,800 | | |
| 5309 | CyRide | Wheelchair ramp replacement | 944 - 947 | C | Rep | | | 120,000 | | | 108,000 | | |
| 5309 | CyRide | Wheelchair lift replacement | 953 - 958 | C | Rep | | | | | | | | |
| 5309 | CyRide | Expansion Buses | | C | Exp | 606,000 | | | 502,980 | | | | |
| 5309 | CyRide | Two buses - New East Ames routes | 40' heavy duty low floor | C | Exp | | 301,600 | | | 250,328 | | | |
| 5309 | CyRide | One bus # 22 Gold route | 35' heavy duty low floor | C | Exp | | 350,000 | | | 290,500 | | | |
| 5309 | CyRide | One 40' Coach for DM Airport | | C | Exp | | 260,000 | | | 215,800 | | | |
| 5309 | CyRide | One trolley replica bus | | C | Exp | | | | | | | | |
| 5309 | CyRide | Garage Rehab and Expansion | | C | Exp/Reh | 2,500,000 | | | 2,000,000 | | | | |
| 5309 | CyRide | Garage Rehab and Expansion Phase II | | C | Exp/Reh | | | | | | | | |
| 5309 | CyRide | Remodel and expand office | | C | Rep | 120,000 | | | 96,000 | | | | |
| 5309 | CyRide | Steam clean area; hoist and floor repair | | C | Rep | 80,000 | | | 64,000 | | | | |
| 5309 | CyRide | Flood Protection - east end of building | | C | Reh | 50,000 | | | 40,000 | | | | |
| 5309 | CyRide | 1989 roof replacement | | C | Exp/Reh | 50,000 | | | 40,000 | | | | |
| 5309 | CyRide | Maint Supv Office remodel and expand | | C | Exp/Reh | 30,000 | | | 24,000 | | | | |
| 5309 | CyRide | Grounds Tractor and attachments | | C | Rep | 20,000 | | | 16,000 | | | | |
| 5309 | CyRide | Boilers rehab | | C | Rep | 20,000 | | | 16,000 | | | | |
| 5309 | CyRide | Shop Energy Management Study | | C | Exp | 20,000 | | | 16,000 | | | | |
| 5309 | CyRide | Garage Floor Sweeper/Scrubber | | C | Rep | 20,000 | | | 12,000 | | | | |
| 5309 | CyRide | Portable Lift for Building Maintenance | | C | Exp | 15,000 | | | 9,600 | | | | |
| 5309 | CyRide | Shop parts shelves and storage | | C | Rep | 12,000 | | | 8,000 | | | | |
| 5309 | CyRide | Clerestory Repair (grant pending) | | C | Rep | 10,000 | | | 48,000 | | | | |
| 5309 | CyRide | Replace Shop Hoists | | C | Rep | 60,000 | | 60,000 | 24,000 | | 48,000 | | |
| 5309 | CyRide | Storage area repaint | | C | Reh | 30,000 | | | 16,000 | | 32,000 | | |
| 5309 | CyRide | Shop area complete repaint | | C | Reh | 20,000 | | | 5,600 | | | | |
| 5309 | CyRide | Tire Changer | | C | Rep | 7,000 | | | 3,200 | | | | |
| 5309 | CyRide | Portable Shelter Power Washer | | C | Exp | 4,000 | | | | | | | |
| 5309 | CyRide | Bus interior vacuum system | | C | Rep | | 86,000 | | | 68,800 | | | |
| 5309 | CyRide | Storage area air handling replacement | | C | Rep | | 150,000 | | | 120,000 | | | |
| 5309 | CyRide | Shop AC Replacement | | C | Rep | | 50,000 | | | 40,000 | | | |
| 5309 | CyRide | Garage Rehab and Expansion Phase III | | C | Exp/Reh | | 50,000 | 5,000,000 | | 40,000 | 4,000,000 | | |
| 5309 | CyRide | Master Plan revision and construction | | C | Exp/Reh | | | | | | | | |
| 5309 | CyRide | Security | | C | Exp | 160,000 | | | 128,000 | | | | |
| 5309 | CyRide | Bldg Independent Power System | | C | Exp | 42,000 | | 42,000 | 33,600 | | 33,600 | | |
| 5309 | CyRide | Vehicle Security System Retrofit | | C | Exp | 40,000 | | | 32,000 | | 32,000 | | |
| 5309 | CyRide | Homeland Security Recommendations | 7 buses per year | C | Exp | | | | | | | | |

03/02/2005

COST

04 07 08

FED. PART.

04 07 08

| Account # | Account Name | Category | Frequency | COST | | | FED. PART. | | |
|----------------|--|----------|-----------|------------|------------|------------|------------|------------|-----------|
| | | | | 04 | 07 | 08 | 04 | 07 | 08 |
| 5309 | Intermodal Facilities | | | | | | | | |
| 5309 | Resurface ISC Commuter Parking | C | | 1,000,000 | | | 720,000 | | |
| | ISU North Intermodal Facility | C | | | 15,625,000 | | 0 | 12,500,000 | |
| 5309 | Administration and Support | P | | | | | | | |
| 5309 | Dinky Trolley/Light Rail Alternatives Analysis | C | | 325,000 | | | 260,000 | | |
| 5309 | Stange Rd/Univ Village traffic control | C | | 180,000 | | | 144,000 | | |
| 5309 | Shop technology hardware and software | C | | 50,000 | | | 40,000 | | |
| 5309 | CyRide Hybrid Gas/Electric Administrative Car | C | | 30,000 | | | 24,000 | | |
| 5309 | Replace Office Copier | C | | 8,000 | | | 6,400 | | |
| 5309 | Training AV equipment | C | | 5,000 | | | 4,000 | | |
| 5309 | 12 per year | C | | 90,000 | | 90,000 | 72,000 | | 72,000 |
| 5309 | Elec. Dest Sign Retrofit | C | | 7,000 | | 12,000 | 5,600 | | 9,600 |
| 5309 | Computer Replacement | C | | 7,500 | | 7,500 | 6,000 | | 6,000 |
| 5309 | Solar bus stop lights | C | | 7,500 | | 7,500 | 6,000 | | 6,000 |
| 5309 | AVL study, hardware, software | C | | 50,000 | | 1,000,000 | 40,000 | | 800,000 |
| 5309 | Bus Shelters | C | | 20,000 | | 20,000 | 16,000 | | 16,000 |
| 5309 | Driving Simulator | C | | 20,000 | | 150,000 | | | 120,000 |
| 5309 | Run Cutting Software | C | | | | 50,000 | | | 40,000 |
| Total | | | | 15,728,720 | 23,487,329 | 14,769,658 | 8,965,460 | 14,863,423 | 7,764,707 |
| Capital | | | | 10,370,566 | 17,914,849 | 8,974,279 | 8,376,233 | 14,250,627 | 7,127,399 |